

Fast red flashing of the LED under the regulator lens indicates an error message (for example, the code being programmed has already been programmed in the OL regulator memory, or, in case of deletion, the code being deleted is not present in the memory).

Programming mode can be disabled using remote management. The OL regulator will indicate this state by fast flashing of the red LED upon pressing (briefly) the INIT PG button.

Some records in the OL regulator memory can be locked against deletion using remote management. If you attempt to delete a locked record, the regulator will indicate this by slow flashing of the green LED followed by fast flashing of the red LED. The same indication is used for the presence of at least one locked record when deleting all codes from the memory.

REMOTE MANAGEMENT

For devices in the POSEIDON® series, manual programming of transmitter codes, functions and parameters can be substituted by remote management using the SW POSEIDON® Assistant tool and the P8 TR USB transmitter. You can even use remote management to set other functions and parameters that cannot be accessed otherwise:

- Disable (enable) manual programming and delete transmitters.
- Lock selected transmitters against deletion from the OL regulator memory.
- Disable (enable) search mode. Set regulation values for two groups of lamps.
- Wireless transmission of the measured light intensity.
- Transmitters programming to the OL regulator in the other functions.
- Set other modes of the OL regulator:

LOW – low-level regulation mode

The light level regulation is on and regulates to the pre-set decreased light level value.

AUTO – automatic regulation mode

Use the automatic mode to create combined functions controlled from multiple transmitters of the Poseidon® range and, at the same time, use light level regulation functions at two levels (NORMAL and LOW).

DIMM – dimmer mode

The light level regulation is off. OL regulator output signals are set for the required value independently of the ambient light level.

By default, the OL regulator is set to the so-called state of time-limited search. This means that when the regulator is being connected using remote management for the first time, it is possible to connect to it only within the first five minutes of connecting it to the supply voltage. To enable time-unlimited search (! can be misused to gain unauthorized access to remote management !), before you connect the OL regulator to the supply voltage, press and hold the INIT PG button until the regulator indicates the change by three simultaneous flashes of the green and red LED under the regulator lens. Similarly, use this procedure to return to the time-limited search; the only difference is indication by only one blink.

The current setting of the search mode used in the OL regulator can be ascertained while connecting it to the supply voltage. Three short blinks of both the green and red LEDs indicate unlimited search, one short blink indicates time-limited search, no short blinking indicates searching is disabled.

RESET TO DEFAULTS

If you need to cancel all function and parameter settings, you can return to the manufacturer's default settings:



- Press and hold the INIT PG button on the OL regulator. Then connect the OL regulator to the supply voltage, until both red and green LEDs under the regulator lens light up (approx. 10 s).
- While the LEDs are lit up (approx. 3 s), release the button and press it briefly again.
- Resetting to the manufacturer's defaults will be indicated by slow flashing of the green LED.

Note:

When resetting to defaults, all programmed codes will be deleted from the OL regulator memory as well!!!

For details, see www.enika.cz/cz/instalacni-elektronika/bezdratove-ovladani--poseidon-868mhz.

ENIKA.CZ s.r.o. hereby declares that this P8 TR PSMR16 (HR) complies with the essential requirements and other relevant provisions of Directive 1999/5/EC.

Technická data / Technical data	P8 TR PSMR16 (HR)
Napájení / Power supply:	230 V ±10 % 50 Hz
Zpoždění vypnutí / Switch-off delay:	5 s až / to 105 min
Intenzita osvětlení / Illuminance:	0,5 až / to 12 288 lx
Provozní kmitočet / Frequency:	868,3 MHz
Dosah / Range:	150 m ve volném prostoru / In open space
Počet kódů / Number of codes	2 ²⁴
Počet kódů v paměti / Number	32
Provozní teplota / Operating temperature:	-10 až / to + 35 °C
Připojovací kabely / Connecting cables:	2× 0,75 délka / length 250 mm
Stupeň krytí (v poloze podle obr. 2) / IP protection (in the position according to Fig. 2):	IP 43 podle / according to ČSN EN 60529
Na zařízení není dovoleno provádět dodatečné technické úpravy! / It is forbidden to do any technical modifications on the device! Zařízení lze provozovat na základě aktuálního VO-R/10/. (viz www.ctu.cz) a za podmínek v něm uvedených.	
	

Prohlášení o shodě

Výrobce: ENIKA.CZ s. r. o.
190 00 PRAHA 9, Pod Harfou 933/86
IČO: 28218167

tímto prohlašuje, že výrobek

typové označení: P8 TR PSMR16 (3299-22018)
P8 TR PSMR16 HR (3299-22028)

specifikace: ---
druh výrobku: Regulační snímač pohybu a osvětlení

frekvence: 868,3 MHz
vř výkon: 10 dBm
citlivost: -110 dBm

- je ve shodě se základními požadavky NV 426/2000 Sb. v platném znění a s NV 481/2012 Sb. v platném znění


- odpovídá základním požadavkům a dalším ustanovením evropské direktivy 1999/5/ES (R&TTE) (Směrnice o radiových zařízeních a telekomunikačních koncových zařízeních a vzájemném uznávání jejich shody) a evropské direktivy 2011/65/EU (RoHS)

- splňuje požadavky těchto norem a předpisů:

rádiové parametry, EMC: ČSN ETSI EN 300220-1 V2.1.1:2006
ČSN ETSI EN 300220-2 V2.1.1:2006
EN 301 489-1 V1.5.1:04
VO-R/10/09.2012-11
elektrická bezpečnost: ČSN EN 60 669-2-1 ed.3:05
ČSN EN 60 669-1 ed.2:03

Toto prohlášení je vydáno na výhradní odpovědnost výrobce.

V Nové Pace dne 21.08.2014


ing. Vladimír Máltký,
řizení systému jakosti