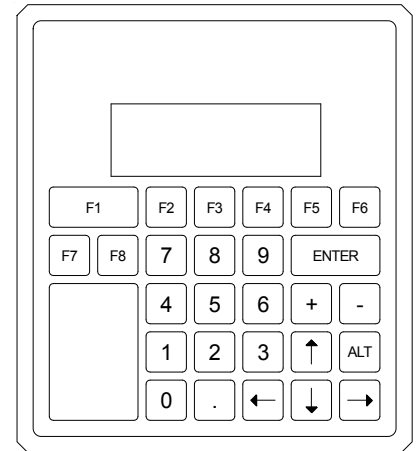


APT130

Industrial terminal with parallel interface

- **Backlit LCD display**
- **Membrane keyboard with 27 keys**
- **Parallel interface, only for AMAP99(xx) and AMiRiS99(xx)**
- **Ingress protection rate IP55 on a front panel**
- **Contrast setting through trimer**
- **Mounting into switchboard front panel**



TECHNICAL DATA

Display	LED-backlit LCD, (4 × 20) characters character (5 × 8) pixels
Character height	4 mm
Controlling	Membrane keyboard, 27 keys
Mechanical resistance	Min. 1.5×10 ⁵ operations
Communication	
Interface	Parallel *)
Maximum cable length	100 cm non-shielded / 200 cm shielded
Power supply	4.5 V DC to 5.5 V DC (from control system)
Power consumption	Max. 300 mA at 5 V DC
Others	
Ingress protection rate – front panel – back cover	IP55 IP20
Operating temperature range	0 °C to 50 °C
Maximum ambient humidity	< 95 % non-condensing
Weight	700 g
Dimensions (w × h × d)	(146 × 166 × 57) mm

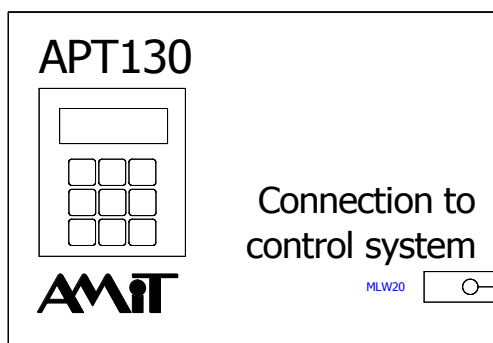
*) It is possible to connect only to the control systems AMAP99(xx) and AMiRiS99(xx).

ORDERING INFORMATION

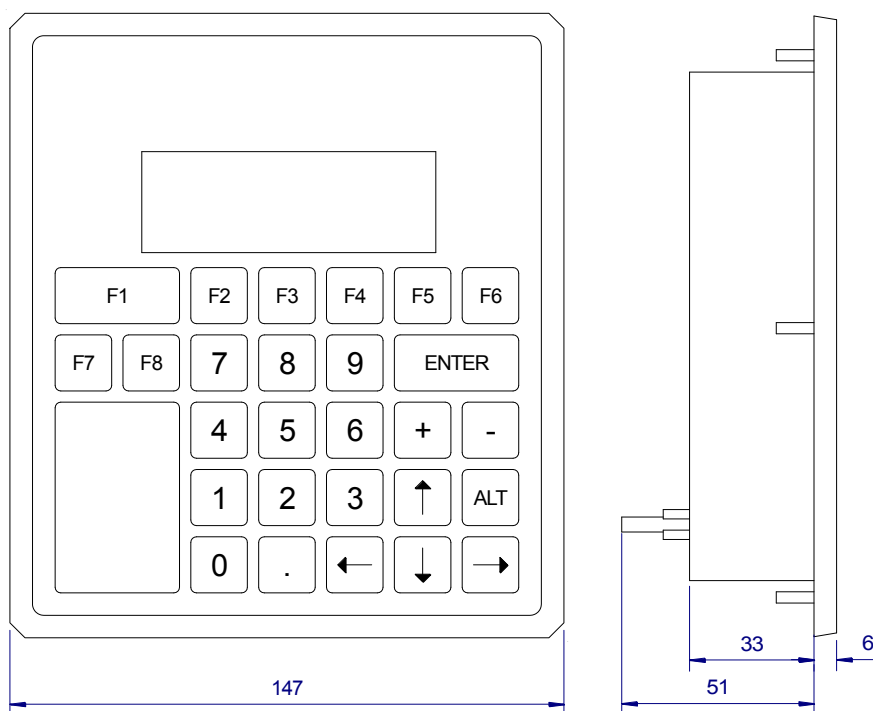
APT130	Industrial LCD terminal
KAB20P100 *)	Interconnection cable 20 conductors, length 100 cm, not shielded
KAB20P100/SH *)	Interconnection cable 20 conductors, length 100 cm, shielded
KAB20P200/SH *)	Interconnection cable 20 conductors, length 200 cm, shielded

Note: *) It is recommended to use shielded cable, or even better – serial terminal in an environment with increased incidence of interference, or if there are power elements in the switchboard.

RECOMMENDED DRAWING SYMBOL



MECHANICAL DIMENSIONS



Data provided in this datasheet are informative only. Detailed information can be found in operational manual ([apt130_g_cz_xxx.pdf](#)). Documentation can be downloaded from www.amitautomation.com.